

2024 Budget

Public consultation

December 13, 2023

Agenda

- ▶ Format
- ▶ Assumptions
- ▶ Property tax impact
- ▶ Capital projects
- ▶ Reserves
- ▶ Expenditures
- ▶ Revenue
- ▶ Wrap up
- ▶ Any additional questions

Format

Assumptions

- ▶ Wages increase as per collective agreement
- ▶ Construction inflation – 10%
- ▶ Overall inflation rate for 2024 – 4%

Requirements

- ▶ Community Charter defines requirements
- ▶ Must set out:
 - Objectives and policies of the municipality
 - Proposed expenditures funding sources and transfer of funds
 - The total of the proposed expenditures and transfers to other funds for a year must not exceed the total of the proposed funding sources and transfers from other funds for the year
 - To break out the revenue by source
 - The Financial Plan must disclose the proposed expenditures for the year and this must not exceed the proposed funding sources for the year

Objectives - revenue

- (a) The District will review fees/charges annually to ensure that they keep pace with changes in the cost-of-living as well as changes in the methods or levels of service delivery;
- (b) The District will actively pursue alternative revenue sources to help minimize property taxes;
- (c) The District will consider market rates and charges levied by other public and private organizations for similar services in establishing rates, fees and charges;
- (d) The District will establish cost recovery policies for fee-supported services. The Policies will consider whether the benefits received from the service are public and/or private;
- (e) The District will establish cost recovery policies for services provided for other levels of government;
- (f) General Revenues will not be dedicated for specific purposes, unless required by law or Canadian Public Sector Accounting Standards; and
- (g) The District will develop and pursue new and creative partnerships with government, community institutions (churches, schools), and community groups as well as private and non-profit organizations to reduce costs and enhance service to the community.

Objectives – surplus fund

Accumulated Surplus funds above the 10% guideline shall be used to:

- ▶ fund capital expenditures or to increase reserves;
- ▶ pay off capital debt, including internal borrowings;
- ▶ stabilize District property tax and utility rate increases;
- ▶ fund other items as Council deems appropriate.

Objectives – reserve funds

- ▶ Reserve funds shall be set aside to:
 - Provide sources of funds for future capital expenditures;
 - Provide a source of funding for areas of expenditure that fluctuate significantly from year to year (equipment replacement, special building maintenance, etc.);
 - Protect the District from uncontrollable or unexpected increases in expenditures or unforeseen reductions in revenues, or a combination of the two; and
 - Provide for working capital to ensure sufficient cash flow to meet the District's needs throughout the year.

Revenue – Property taxes

- ▶ Act as a collector for the following:
 - FVRD
 - School Tax
 - Regional Hospital District
 - MFA
 - BC Assessment

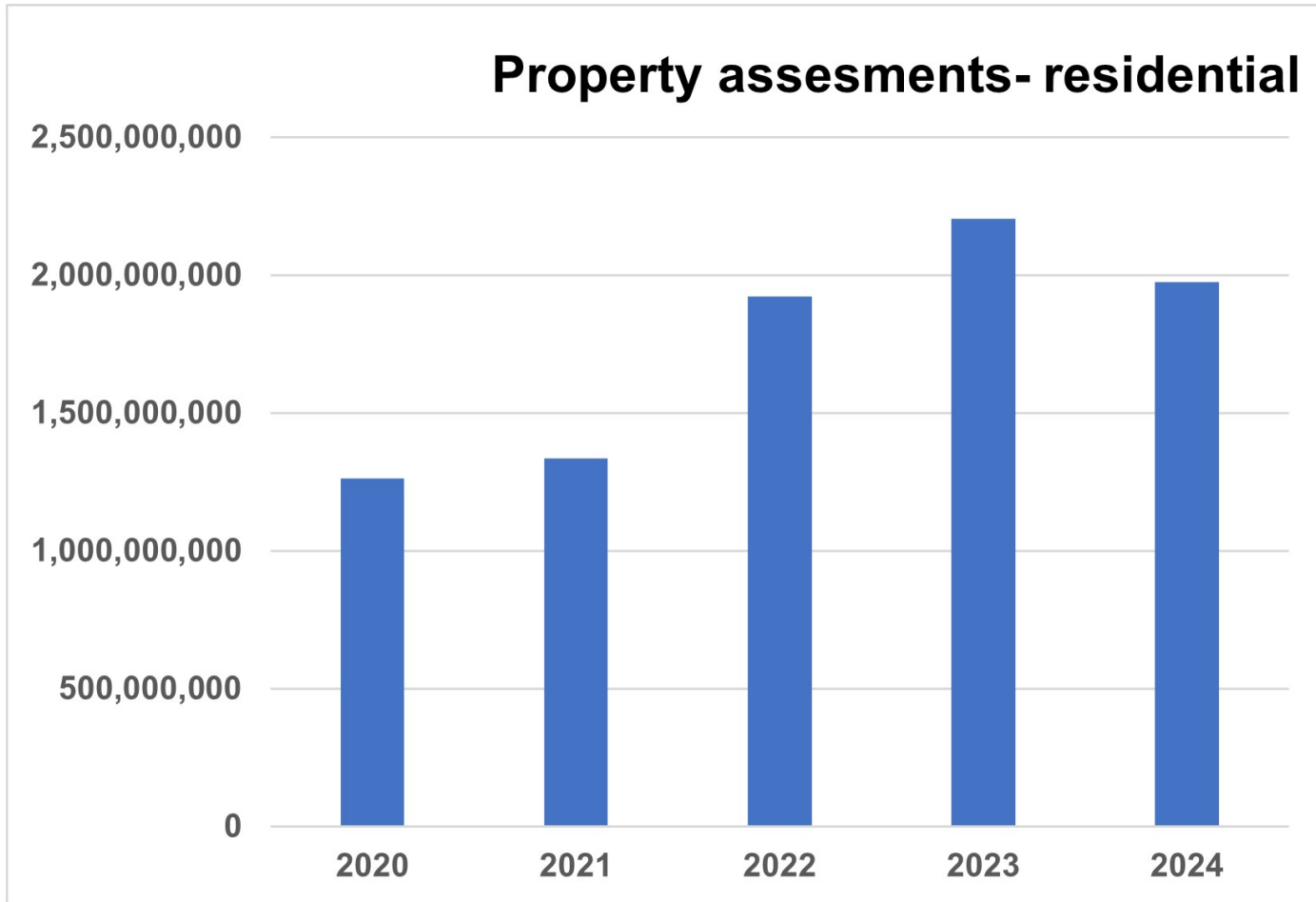
- ▶ Overall property tax increase projected at 5.51%*
excluding the above.

* Subsequently adjusted to be 3.9% in January 8, 2024 meeting

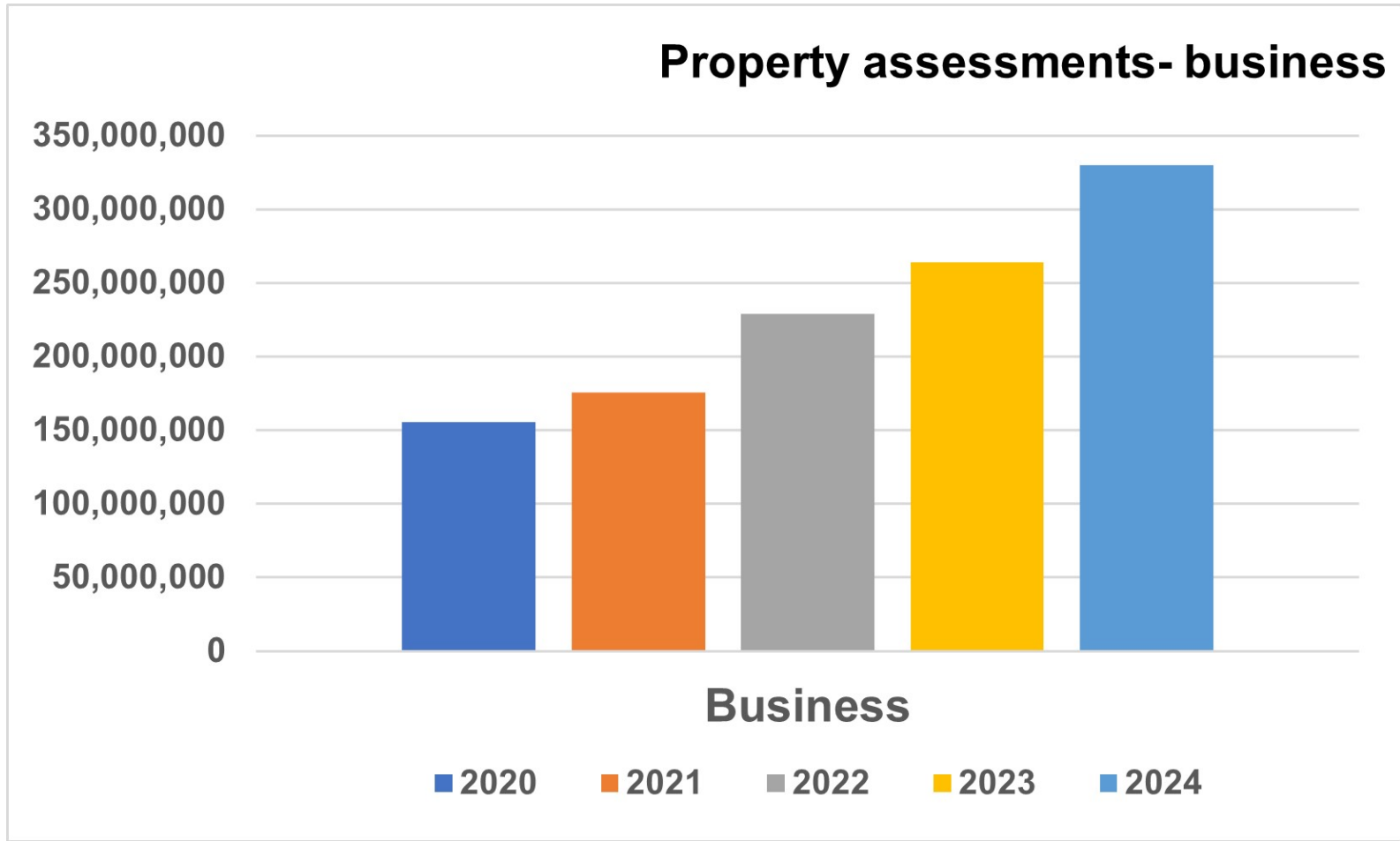
Property assessments

	2024	% Change	2023	% Change	2022	% Change	2021	% Change	2020	% Change
Residential	1,976,351,213	-10.4%	2,204,711,877	14.7%	1,922,672,101	43.9%	1,336,332,389	5.8%	1,263,049,151	0.8%
Utilities	68,868,371	16.0%	59,372,578	21.6%	48,833,478	10.5%	44,190,963	0.2%	44,121,200	6.4%
Supportive Housing	2	0.0%	2	0.0%	2	0.0%	2	0.0%	2	0.0%
Major Industry	18,100		0	0.0%	0	0.0%	0	0.0%	0	0.0%
Light Industrial	16,705,300	32.9%	12,573,400	15.5%	10,881,400	24.1%	8,765,800	18.5%	7,397,400	6.6%
Business	330,196,496	25.2%	263,724,382	15.1%	229,220,744	30.6%	175,562,938	13.1%	155,292,917	7.9%
Recreational	6,187,400	-1.8%	6,299,200	10.2%	5,714,100	43.2%	3,991,100	3.3%	3,862,500	0.0%
Farm	283,942	5.3%	269,612	-9.5%	298,072	-3.2%	307,956	2.2%	301,433	-9.5%
TOTAL	2,398,610,824	-5.8%	2,546,951,051	14.9%	2,217,619,897	41.3%	1,569,151,148	6.5%	1,474,024,603	1.7%

Property assessments



Property assessments



Mill rates

	Estimated 2024	2023	2022	2021	2020
Residential	3.09625	2.62466	2.85420	3.90064	4.04848
Utilities	40.00000	40.00000	39.95883	40.00000	40.00000
Supportive Housing	3.09625	2.62466	2.85420	3.90064	4.04848
Major Industry	6.96925	8.77295	7.95258	11.78333	12.40266
Light Industry	6.96925	8.77295	9.70429	11.78333	12.40266
Business	5.55828	6.50060	7.13551	9.23722	9.76987
Managed Forest Land	9.28875	7.87399	9.98971	11.70192	12.14545
Recreational	5.25865	4.89557	5.16610	5.91753	6.08595
Farm	15.41381	14.60886	13.98559	14.33445	14.67255

Property tax impact - residential

Assessment Info	Tax Rate	Municipal Property Taxes
-----------------	----------	--------------------------

RESIDENTIAL PROPERTIES

Based on Average Single Family value 2023 to 2024 estimate projected in NMC Report				
2023	\$ 704,000	2.62466	1,847.76	
Draft #1 - 2024	625,100	3.09625	1,935.47	
Change	-11.21%		\$ 87.71	4.75%

Based on a 5.51% estimated property tax increase

Property tax - business

Assessment Info	Tax Rate	Municipal Property Taxes
-----------------	----------	--------------------------

Based on Average Class 6 business value 2023 to 2024 estimate projected in NMC Report

2023	\$ 782,640	6.50060	5,087.63
Draft #1 - 2024	982,727	5.55828	5,462.27
Change	25.57%	\$	374.64 7.36%

Based on a 5.51% estimated property tax increase

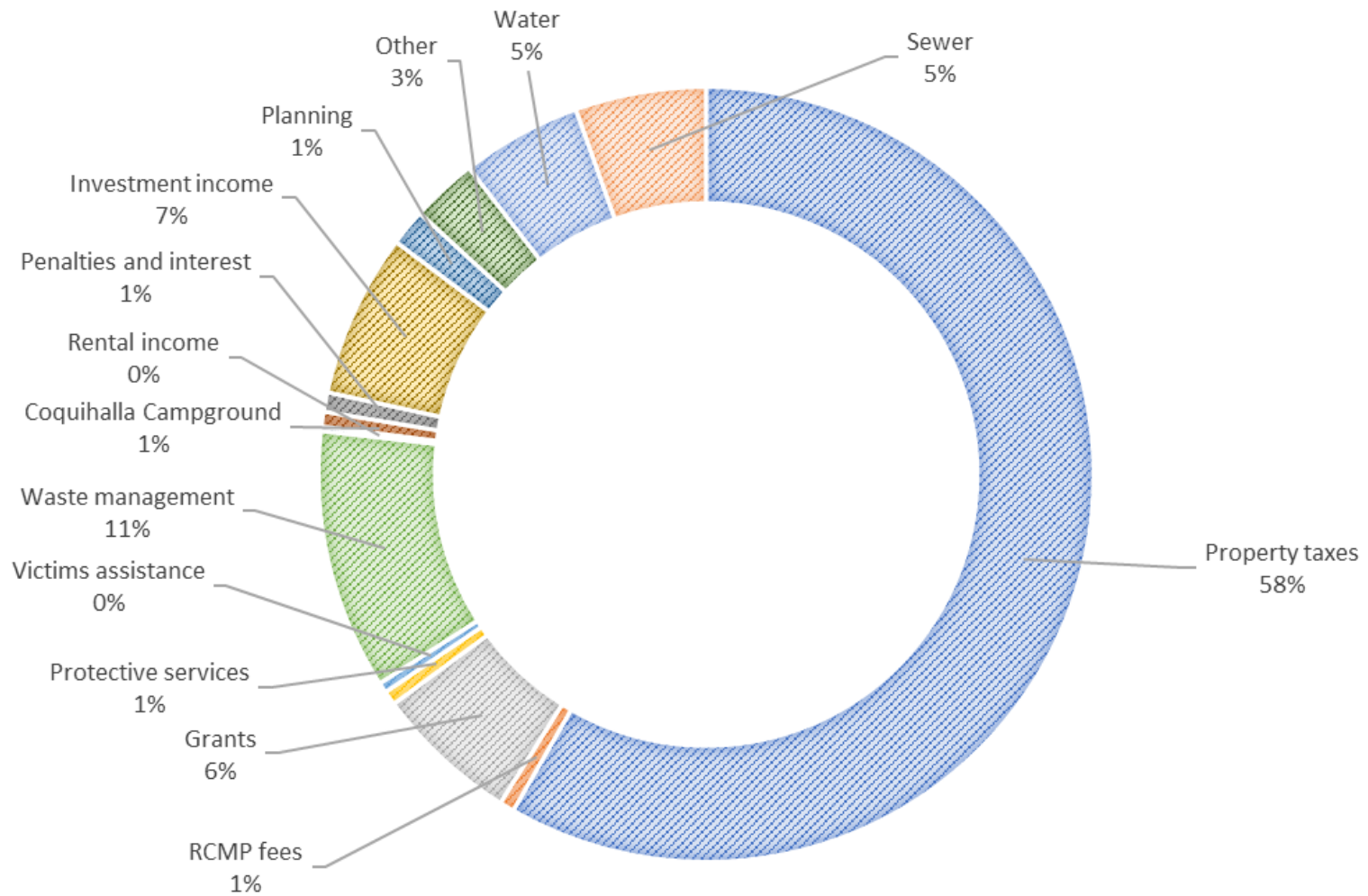
Reserves – allocation for year

Description	Budget	
	2024	2023
Trans to Infrastructure Reserve	450,000	409,000
Trans to Fire Dept Reserve	150,000	100,000
Trans to PW Equipment Reserve	425,000	400,000
Trans to Campground reserve	130,000	0
Trans to Gas Tax Reserve	90,000	90,000
Trans to DSAC Reserve	0	250,000
Transfer to/from Elections Reserve	5,000	5,000
Trans to Cemetery Reserve	6,000	6,000
	1,256,000	1,260,000

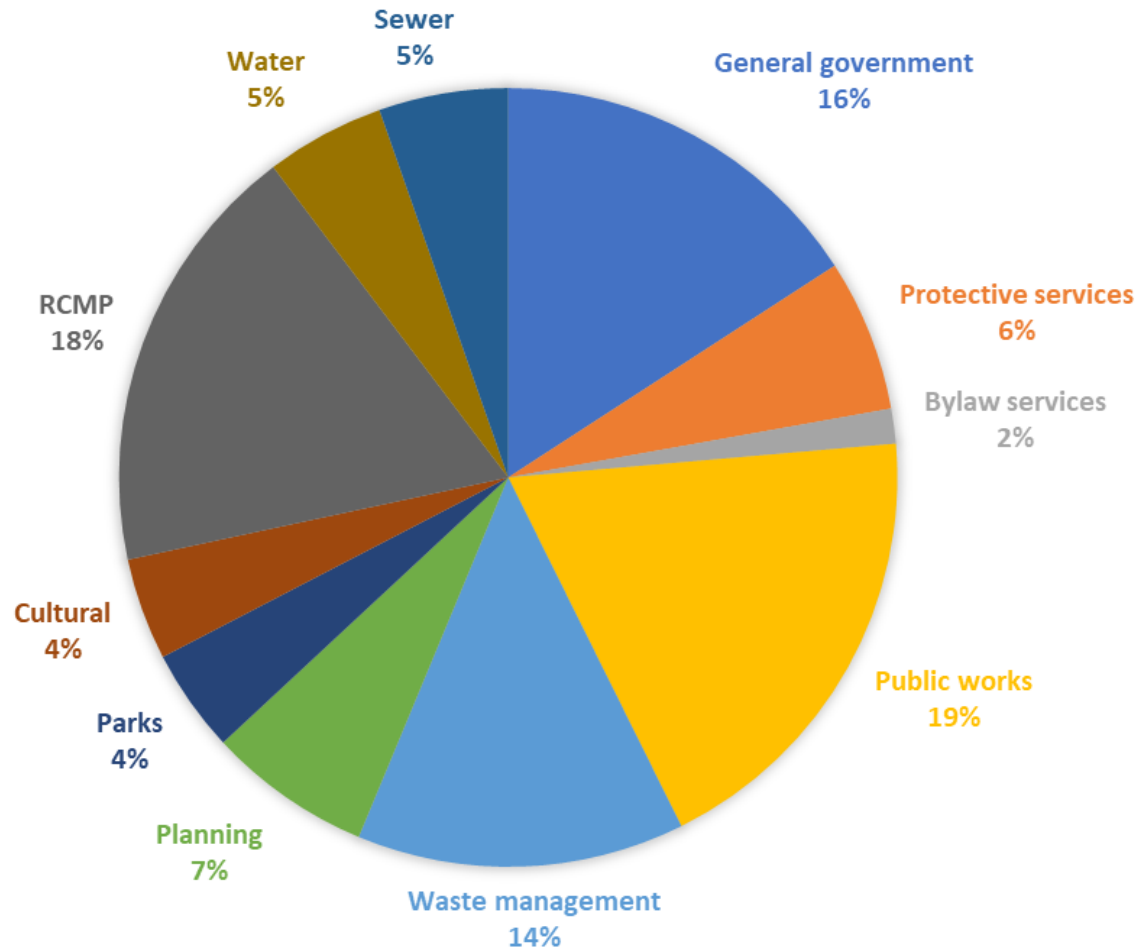
Summary - Budget comparison

	2024	2023
Revenue		
Property tax revenue	(8,061,800)	(7,473,600)
Other revenue	(5,706,400)	(4,517,000)
	(13,768,200)	(11,990,600)
Expenditures		
General government	2,665,450	2,525,000
Emergency services	59,000	54,400
Protective services	1,003,600	564,600
Bylaw services	244,050	226,050
Public works	3,203,850	3,070,050
Waste management	2,290,100	2,263,000
Planning	1,145,200	738,000
Parks	722,100	548,150
Cultural	712,350	620,800
	12,045,700	10,610,050
Capital expenditures funded by revenue		
2023 expenditures	0	247,000
Silver Creek Pedestrian Crossing	500,000	0
Operations Center Fencing Replacement	10,000	0
	510,000	247,000
Reserve allocations	1,256,000	1,260,000
Total outflows	13,811,700	12,117,050
Excess/Deficiency	43,500	126,450
Transfer from surplus	(43,500)	(126,450)
	0	0

REVENUE SOURCES



EXPENDITURES - 2024



Capital projects - Operations

Description	Budget
Othello Road Upgrades	1,856,000
Richmond Hill Multiuse Pathway	1,272,900
PW Vehicles	372,000
Coquihalla Campground - Capital	80,000
PW Silver Creek Pedestrian Crossing	500,000
District Hall HVAC Replacements	60,000
Stormwater Upgrades	2,250,000
Capital Paving 2024	700,000
Operations Center Fencing Replacement	10,000

Capital projects - Sewer

Description	Budget
PCC Upgrades	68,000
Smartcover	36,000

Capital projects - Water

Description	Budget
Equipment Tools	100,000
753 Water Amalgamation	3,340,332

Capital projects - Fire

Description	Budget
Ram Tool for Vehicle Extrication	15,000
Fire Hose	15,000
Apparatus Replacement - Chassis	160,000
Wrap around driveway	15,000
SCBA Upgrade / Replacement	24,000

Capital – 5 year plan

	2024	2025	2026	2027	2028
Public Works					
Capital - Othello Road Upgrades	1,000,000	856,000	0	0	0
Richmond Hill Multiuse Pathway	1,272,900	0	0	0	0
PW Capital - Vehicles	372,000	320,000	265,000	370,000	400,000
Coquihalla Campground - Capital	80,000	60,000	50,000	40,000	40,000
PW Capital - Silver Creek Pedestrian Crossing	500,000	0	0	0	0
District Hall HVAC Replacements	60,000	0	0	0	0
Stormwater Upgrades	1,700,000	550,000	0	0	0
Capital Paving	700,000	1,200,000	1,200,000	1,200,000	1,200,000
Operations Center Fencing Replacement	10,000	0	0	0	0
Total public works	5,694,900	2,986,000	1,515,000	1,610,000	1,640,000
Fire equipment					
Capital - Ram Tool for Vehicle Extrication	15,000	15,000	0	0	0
Capital - Fire Hose	15,000	15,000	15,000	0	0
Capital - Apparatus Replacement - Chassis	160,000	440,000	0	0	0
Capital - Wrap around driveway	15,000	0	0	0	0
Capital - SCBA Upgrade / Replacement	24,000	24,000	24,000	24,000	24,000
Capital - Air Bags for Vehicle Extrication	0	0	15,000	0	0
Capital - Apparatus Replacement - Fire Engine	0	0	0	0	850,000
Total fire	229,000	494,000	54,000	24,000	874,000
Total operating fund	5,923,900	3,480,000	1,569,000	1,634,000	2,514,000

Capital – 5 year plan utilities

	2024	2025	2026	2027	2028
Sewer					
PCC Upgrades	68,000	0	0	0	0
Smartcover	36,000	0	0	0	0
Total sewer fund	104,000	0	0	0	0
Water					
Water Cap - Equipment Tools	100,000	100,000	50,000	50,000	50,000
Water Utility Amalgamation Project	750,000	1,250,000	1,340,332	0	0
Total water fund	850,000	1,350,000	1,390,332	50,000	50,000

General government

Description	Budget	
	2024	2023
Council legislative	244,000	228,700
General administration	347,100	373,300
Office administration	156,000	156,000
Municipal office building	61,300	56,000
Human resources	178,800	180,100
Corporate services	384,300	319,400
Debt financing	148,700	150,000
Finance operations	850,000	771,500
Information technology	142,500	142,100
	2,512,700	2,377,100

General government – Municipal buildings

Description	Budget	
	2024	2023
Rent and leases	(35,000)	(30,000)
Artist's guild building	27,300	26,700
444 park street building	3,000	3,000
	30,300	29,700
Net municipal buildings	(4,700)	(300)

General government – Victims assistance

Description	Budget	
	2024	2023
Revenue	(80,600)	(732,200)
Expenditures	122,450	118,200
Net victims assistance	41,850	(614,000)

Fire – Protective Services

Description	Budget	
	2024	2023
Fire protection agreements	(110,000)	(101,500)
Emergency services		
Emergency services	59,000	54,400
Atmospheric river event	0	0
Contract work	0	0
	59,000	54,400
Fire protection		
Fire protection administration	721,350	350,700
Fire protection operations	137,650	84,000
Fire stations	83,200	69,400
Fire dept fleet	61,400	60,500
	1,003,600	564,600
Net protective services	952,600	517,500

Bylaw

Description	Budget	
	2024	2023
Animal control	(7,600)	(7,600)
Bylaw	(17,500)	(17,000)
	(25,100)	(24,600)
Animal control	31,800	24,000
Bylaw enforcement	212,250	202,050
	244,050	226,050
Net bylaw	218,950	201,450

Public works

Description	Budget	
	2024	2023
Dyke maintenance	51,000	38,000
Workshops, yards & buildings	165,000	151,900
Public works administration	737,800	626,100
Miscellaneous equipment	55,700	41,150
Public works fleet maintenance	344,550	355,150
Safety & common services	264,400	208,500
Roads maintenance	1,585,400	1,649,250
	3,203,850	3,070,050

Waste management

Description	Budget	
	2024	2023
Waste management revenue	(2,022,500)	(2,002,400)
Waste management	2,180,000	2,184,000
Landfill	92,500	62,000
Transfer station	17,600	17,000
	2,290,100	2,263,000
Net waste management	267,600	260,600

Planning – Community development

Description	Budget	
	2024	2023
Planning & zoning	(80,000)	(45,000)
Building inspection	(205,000)	(143,500)
	(285,000)	(188,500)
Planning & zoning	762,000	354,800
Building inspection	151,300	155,200
Economic development	231,900	228,000
	1,145,200	738,000
Net planning	860,200	549,500

Parks

Description	Budget	
	2024	2023
Parks administration	19,200	15,000
Centennial park	10,100	8,950
Memorial park	122,300	94,000
Japanese garden	5,500	5,300
6th avenue park	48,500	37,200
Kawkawa lake park	37,200	20,100
Communities in bloom	5,000	5,000
Other parks	210,000	185,000
Coquihalla river park	33,600	54,000
Coquihalla campground	31,400	21,800
Wood carvings	5,000	15,000
Public washroom	105,000	50,000
Cemetery operations & maintenance	89,300	36,800
	722,100	548,150

Cultural

Description	Budget	
	2024	2023
Grants in aid	25,000	25,000
Library	462,400	427,500
CLCCF	57,000	0
Tourist information centre	118,950	117,800
Museum	8,500	8,500
Station house	4,000	3,500
Recreation centre	36,500	38,500
	712,350	620,800

Water fund – Summary

Water fund

	2024	2023
Revenue		
Sale of services	(799,500)	(764,000)
Parcel taxes	(136,200)	(140,000)
	(935,700)	(904,000)
Expenditures		
Administration	345,250	126,650
Reservoir maintenance	27,700	20,600
Transmission and distribution	289,000	271,500
Wells and pumping	170,100	175,700
	832,050	594,450
Capital expenditures funded by revenue		
Water Cap - Equipment Tools	100,000	112,000
	100,000	112,000
Reserve allocations	0	0
Total outflows	932,050	706,450
Excess/Deficiency	(3,650)	(197,550)
Transfer to Water Capital Reserve	3,650	197,550
	0	0

Water

Description	Budget	
	2024	2023
Sales of services	(799,500)	(764,000)
Property taxation	(136,200)	(140,000)
	(935,700)	(904,000)
Water administration	345,250	126,650
Reservoir maintenance	27,700	20,600
Transmission & distribution	289,000	271,500
Wells & pumping	170,100	175,700
	832,050	594,450
Net water	(103,650)	(309,550)

Sewer fund - Summary

Sewer Fund

	2024	2023
Revenue		
Sale of services	(923,200)	(694,400)
Parcel taxes	(93,100)	(93,100)
	(1,016,300)	(787,500)
Expenditures		
Administration	148,650	133,500
Sewer maintenance	168,400	131,000
Lift and grinders	150,900	152,600
Pollution control	435,100	316,100
	903,050	733,200
Capital expenditures funded by revenue		
Sewer Cap - Equipment Tools	104,000	0
	104,000	0
Reserve allocations	0	0
Total outflows	1,007,050	733,200
Excess/Deficiency	(9,250)	(54,300)
Transfer to Sewer Capital Reserve	9,250	54,300
	0	0

Sewer

Description	Budget	
	2024	2023
Sale of services	(923,200)	(694,400)
Property taxation	(93,100)	(93,100)
	(1,016,300)	(787,500)
Sewer administration	148,650	133,500
Sewer maintenance	168,400	131,000
Lift & grinder stations	150,900	152,600
Pollution control centre	435,100	316,100
	903,050	733,200
Net Sewer	(113,250)	(54,300)

RCMP - Summary

RCMP

	2024	2023
Revenue		
Property taxation	(2,802,100)	(2,547,400)
RCMP fees	(10,000)	(8,000)
Fines	(105,000)	(105,000)
	<u>(2,917,100)</u>	<u>(2,660,400)</u>
Expenditures		
Detachment costs	2,735,100	2,624,100
District support	305,000	290,000
	<u>3,040,100</u>	<u>2,914,100</u>
Excess/Deficiency	123,000	253,700
Transfer from prior surplus - RCMP	(123,000)	(253,700)
	<u>0</u>	<u>0</u>

RCMP

Budget

Description	2024	2023
Property taxation	(2,802,100)	(2,547,400)
Fees and services	(10,000)	(8,000)
Conditional grants	(105,000)	(105,000)
Transfer from prior years surplus	(123,000)	0
	(3,040,100)	(2,660,400)
Rcmp detachment costs	2,735,100	2,624,100
District support	305,000	290,000
	3,040,100	2,914,100
Net RCMP	2,935,100	2,809,100

Revenue – other

Description	Budget	
	2024	2023
Parcel & 1% utility taxes	(135,600)	(133,700)
Payments in lieu of taxes	(147,500)	(147,500)
Other administration revenue	(600)	(600)
Grants	(1,120,000)	(970,000)
Licences & permits	(55,500)	(53,000)
Investment income	(1,275,000)	(450,000)
Penalties & interest	(150,500)	(115,500)
Cemetery revenues	(39,000)	(39,000)
Other revenue	(69,500)	(50,500)

Wrap up

- ▶ 5.51% Property tax rate increase
 - RCMP accounts for 56% of this rate
 - Operational considerations account for 44% of this rate
- ▶ Capital budget
 - Total budget for completion - \$10,874,232
 - \$714,000 to be funded from current revenue
 - \$932,000 to be funded from accumulated surplus
 - Balance to be funded from various means.
 - Expected expenditure for year - \$6,877,900

